

# Busch-triton

Busch-triton®  
Easy Operation. Elegant Design. Intelligent.



ABB i-bus® EIB  
ABB Powernet EIB

**ABB**

## That's how the future looks.

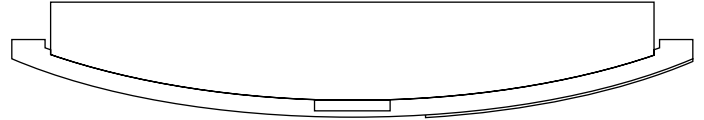
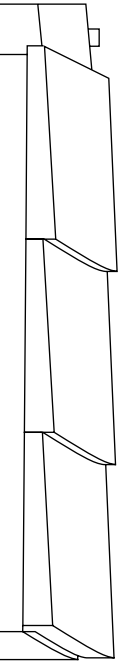
The new Busch-triton® wall-mounted, momentary-contact switch is probably the most modern operating element for building services control systems.

It is designed for use with the **ABB i-bus® EIB** and the **ABB Powernet EIB**. With its elegant lines, the frameless Busch-triton® controller enhances any environment. The ergonomical design facilitates intuitive operation. Back-lit descriptive labels unobtrusively show the functions. The intelligent microprocessor technology is very discrete.

**Functional Design and Innovative Technology:**  
**perfectly combined in the Busch-triton®.**

With its freely programmable operation and the integrated infrared receiver, the Busch-triton® wall-mounted switch controls many functions. It is always easy to understand and can be set to suit the user's habits. Never was it so easy to have everything under control at a touch. Never was it so easy to control complex sequences.

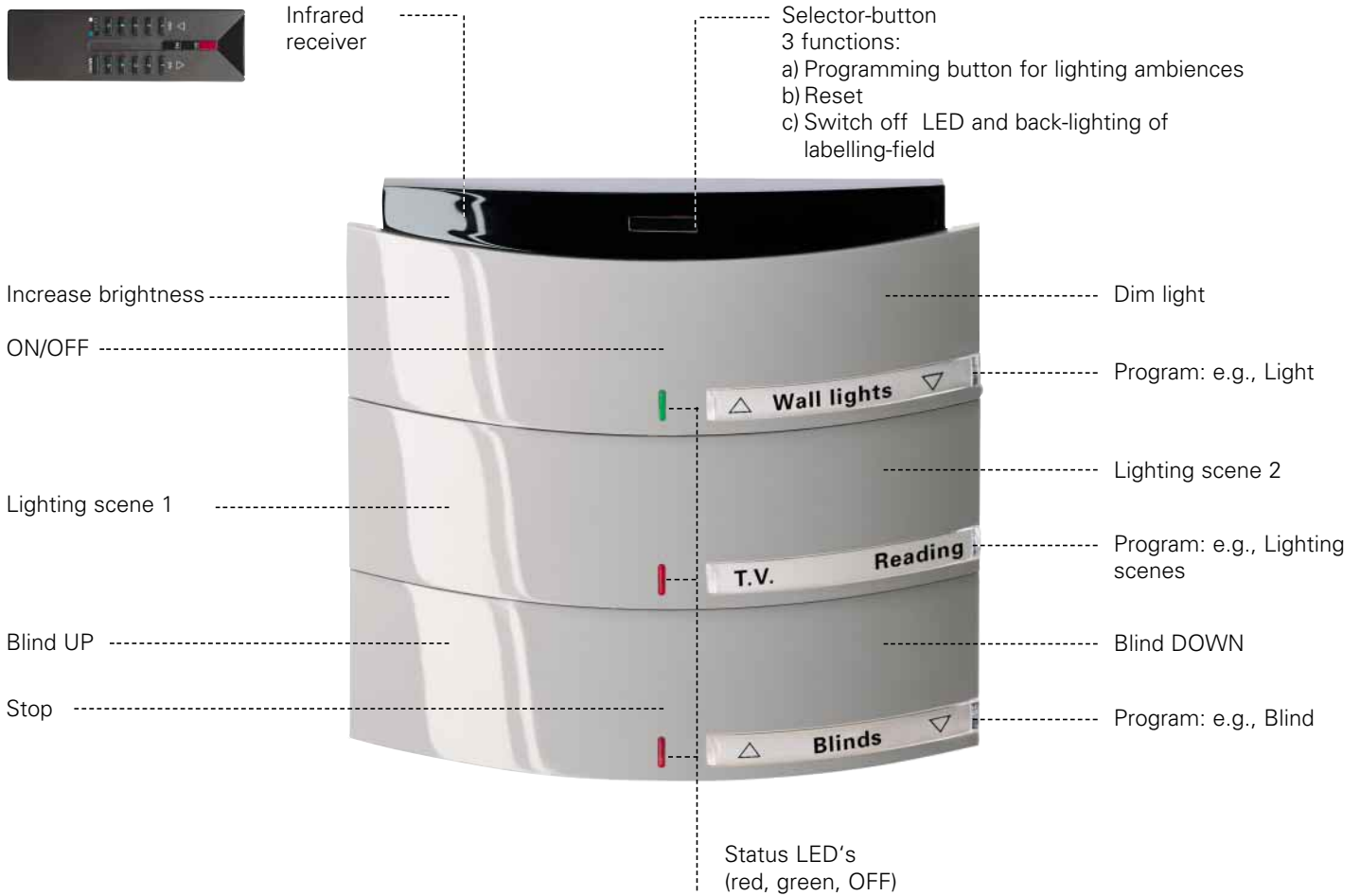
**Busch-triton® - the intelligent way to control.**



- Modern design
- Flexible operation to suit your needs
- Illuminated labels
- Remotely controllable via IR hand-held transmitter



## Three momentary-contact switches. Three programs. Nine commands.



**Although the Busch-triton® is capable of performing an extremely wide variety of functions, it is the easiest thing in the world to operate.**

As a rule, the Busch-triton® has three momentary-contact switches, which can be allocated to three different programs of your choice (e.g., Light, Blinds and Ambient Lighting Control). Each of these switches can execute up to three commands, which can also be replicated using a remote infrared controller.

**1.** Now, to the details: In our example, the top switch has been allocated to the program "Light". If the switch is pressed on the left, the light becomes brighter and, if pressed on the right, the light is dimmed. The switch is pressed in the centre to switch the light ON or OFF.

**2.** You'll really appreciate the centre switch. It has been allocated to the program "Lighting Scenes" and, thus, offers you two possibilities of preprogramming set lighting patterns, i.e., to call up stored lighting scenes simply by pressing the switch.

**3.** Now, to the third switch. This has been allocated to the program "Blind Control". You move the blind up or down by pressing the switch on the left or right, respectively. When the switch is pressed in the centre, the blind stops. Press it in the centre once again to adjust the louvres.

The infrared receiver is accommodated behind the black plexiglass cover at the top of the Busch-triton®. What is visible is the selector button in the centre,

which has three functions (see Figure). The permanently backlit labelling field on each control panel shows the user, day and night, the function allocated to the switch. Simultaneously, status LED's integrated in the control panel indicate the control state of the devices or lamps connected. A special feature: Both the labelling field illumination and the status LED's can be automatically switched off if you wish, e.g., in the bedroom at night.

# Simple. Versatile. Intelligent

No matter where you use the Busch-triton® - it makes life easier for you.

At the touch of a switch, it executes all commands which have been preprogrammed by means of the EIB building services control system.



## Programming Example, Living Area:

Lightly touch the first control panel, and all the lighting in your living room is switched on. Press the right side of the second control panel, and the reading lamp beside your favourite armchair lights up. Conversely, if you press it on the left, you have stored the perfect illumination for a cosy eve-

ning in front of the TV. Tip the bottom switch with your finger, and your blinds are raised. These multiple functions are extremely easy to set.

Press the selector button, and the desired status of the lamps, the blind, or even the heating, is fixed and stored. You don't even have to stand up to do this - it functions just as well from the armchair, using the infrared remote control.



## Programming Example, Office:

Busch-triton® at work makes conferences easier.

Just press the left side of the top control panel, and you become the centre of attention: The light is concentrated on the speaker's lectern. If pressed once on the right, the blinds close, the lights are dimmed and the presentation can begin. Press the second control panel and you have brilliant light. Or...or....

## Programming Example, Public Buildings:

As a rule, the numerous functions offered by the Busch-triton® are not needed after hours. Only the cleaning personnel still need the basic lighting. This function can be pre-

programmed via the bus. Then, all rocker switches will only allow the basic lighting to be switched on. Unintentional, or faulty actuation, is thus, excluded. If, at any time, overtime is planned, you can activate all comfort functions for a short period by pressing the selector switch briefly. For as long as you need local control.



## Single, Triple, Quintuple. And with LC Display.

The Busch-triton® is available in six versions in order that the scope of functions required in any building can be fulfilled.



The **Single Busch-triton®** is the „smallest“. Designed to look like the triple-switch version (without the selector switch and infrared module), the entire surface is a momentary-contact switch. It can be programmed for a specific function and can execute three commands.



The **basic version of the Triple Busch-triton®** has three momentary-contact switches and can, thus, control three programs and execute nine commands.



The **Triple Busch-triton® with LC display** offers all the functions of the basic version plus comfort, e.g., a plain-text status display.



The **Quintuple Busch-triton®** has been developed for all those who require a wide scope of functions. It is activated via five control panels.



The **Quintuple Busch-triton® with LC display** offers you further assistance. It shows you, e.g., in plain text, what has just been switched.



The **Triple Busch-triton® with LC display and integrated room thermostat is two devices in one.**

The momentary-contact switches are dual-assigned, so that the Busch-triton® can be used, on the one hand, as an operating element and, on the other, to control the heating. The room-thermostat function is activated by pressing the selector switch. In this function, the upper rocker is responsible for controlling the temperature. The rocker is pressed on the left to lower the reference value and on the right to raise it. You can activate the different operating modes, such as Comfort or Standby, via the centre momentary-contact switch. The LC display shows the temperature and mode.





Lightgroup 1

Lightgroup 2

Blinds 1

OUTSIDE LIGHT ON

Lighting Scene 1+2

Lighting Scene 3+4



# Busch-triton® and *impuls* – Aesthetics in harmony.

To allow combination with the *impuls* switch series, the innovative Busch-triton® wall-mounted, momentary-

contact switch is available in the following colours:

Alpine White, Light grey, Champagne Metallic, Brilliant Black, Crimson and Cobalt Blue.



Alpine White



Light Grey



Champagne Metallic



With the Busch Remote Control IR hand-held transmitter, the functions of the control panels can also be activated remotely. Because, from the triple version of the operating element onwards (excluding room thermostat versions), the Busch-triton® has an integrated infrared receiver as standard equipment.







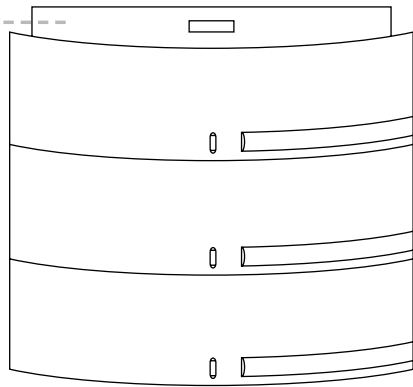
Brilliant Black



Crimson



Cobalt blue



**Busch-triton® and *alpha nea*® -  
a classy combination.**



Studio White, matt



Studio White, high gloss



Appropriate colours and surfaces can be chosen for combination with the entire range of switches in the *alpha nea*® series: Studio White, matt, Studio White, high gloss, Platinum, Bronze, Basalt Black, Cardinal Red and Hansa Blue.



Platinum



Bronze



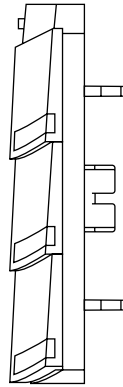
Basalt Black



Cardinal Red



Hansa Blue



The Busch-triton® wall-mounted, momentary-contact switch can be installed quickly and without difficulty: The frameless operating element is simply plugged into the existing flush-mounted EIB insert and can then be programmed by your Electrician according to your specific requirements.

Innovative building services control systems can be as simple as this.

**Busch-triton® -  
the intelligent way to  
control.**



Member of  
the ABB Group

---

P.O.Box  
D-58505 Lüdenscheid/Germany

Telephone: +49 (0) 23 51 95 60  
Telefax: +49 (0) 23 51 95 66 94  
Internet:  
**[www.busch-jaeger.de](http://www.busch-jaeger.de)**